

Year 2 Maths Activity Mat: Autumn 1

1

Section 1

Draw a line to match up the numbers and the words.

7	fifteen
15	twenty-two
22	four
4	seven

Section 2

Fill in the missing numbers.

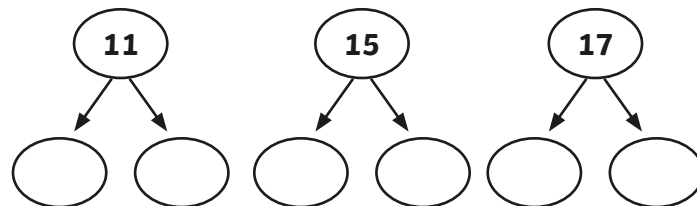
14 = $\begin{matrix} \text{ten} \\ \square \\ + \\ \square \\ \hline \end{matrix}$

18 = $\begin{matrix} \text{ten} & \text{ones} \\ \square & + \square \\ \hline \end{matrix}$

12 = $\begin{matrix} \text{ten} & \text{ones} \\ \square & + \square \\ \hline \end{matrix}$

Section 3

Partition these numbers.



Section 4

Order the numbers from smallest to largest.

6 12 4 9

--	--	--	--


Section 5

Use these signs < or > to make these statements true.

3 \square 9 12 \square 7
6 \square 8

Section 6


Write a maths statement for this picture.



$$\square + \square = \square$$


Section 7

I have 5 flowers.
3 flowers are red.
The rest are blue.
How many flowers are blue?



Section 8

How much money is here?



--

Section 1

Draw a line to match up the numbers and the words.

7 — fifteen
 15 — twenty-two
 22 — four
 4 — seven

Section 2

Fill in the missing numbers.

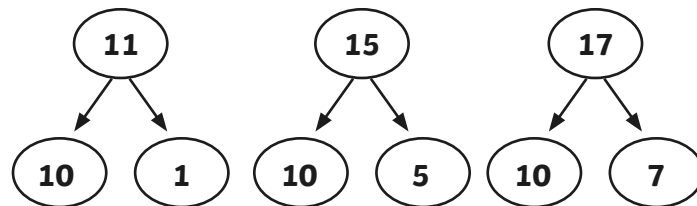
14 = $\begin{matrix} \text{ten} \\ \boxed{1} \end{matrix} + \begin{matrix} \text{ones} \\ \boxed{4} \end{matrix}$

18 = $\begin{matrix} \text{ten} \\ \boxed{1} \end{matrix} + \begin{matrix} \text{ones} \\ \boxed{8} \end{matrix}$

12 = $\begin{matrix} \text{ten} \\ \boxed{1} \end{matrix} + \begin{matrix} \text{ones} \\ \boxed{2} \end{matrix}$

Section 3

Partition these numbers.



Section 4

Order the numbers from smallest to largest.

6 12 4 9

4	6	9	12
---	---	---	----


Section 5

Use these signs < or > to make these statements true.

3 < 9 12 > 7
 6 < 8

Section 6


Write a maths statement for this picture.



$\boxed{2} + \boxed{2} = \boxed{4}$


Section 7

I have 5 flowers.
 3 flowers are red.
 The rest are blue.
 How many flowers are blue?



Section 8

How much money is here?



$\boxed{4p}$

Year 2 Maths Activity Mat: Autumn 1

1

Section 1

Draw a line to match up the numbers and the words.

17	twenty-three
35	seventeen
12	thirty-five
23	twelve

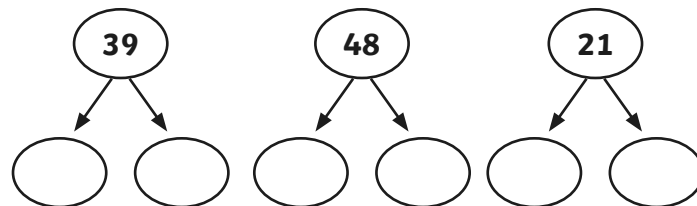
Section 2

Fill in the missing numbers.

	ten	ones
29 =	<input type="text"/>	+ <input type="text"/>
32 =	<input type="text"/>	+ <input type="text"/>
41 =	<input type="text"/>	+ <input type="text"/>
19 =	<input type="text"/>	+ <input type="text"/>

Section 3

Partition these numbers.



Section 4

Order the numbers from smallest to largest.

27 20 32 36

<input type="text"/>	<input type="text"/>	<input type="text"/>	<input type="text"/>
----------------------	----------------------	----------------------	----------------------


Section 5

Use these signs < or > to make these statements true.

19 13 15 17
24 22

Section 6


Write a maths statement for this picture.



$$\boxed{} + \boxed{} = \boxed{}$$

Section 7

I have 6 toy cars.
2 cars are yellow.
The rest are green.
How many cars are green?



Section 8

How much money is here?



Section 1

Draw a line to match up the numbers and the words.

17	—	thirty-five
35	—	twenty-three
12	—	seventeen
23	—	twelve

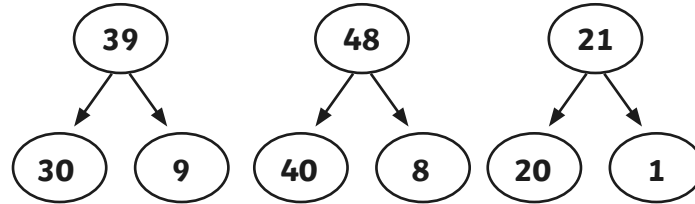
Section 2

Fill in the missing numbers.

	ten	ones
29 =	<input type="text" value="2"/>	+ <input type="text" value="9"/>
32 =	<input type="text" value="3"/>	+ <input type="text" value="2"/>
41 =	<input type="text" value="4"/>	+ <input type="text" value="1"/>
19 =	<input type="text" value="1"/>	+ <input type="text" value="9"/>

Section 3

Partition these numbers.



Section 4

Order the numbers from smallest to largest.

27	20	32	36
<input type="text" value="20"/>	<input type="text" value="27"/>	<input type="text" value="32"/>	<input type="text" value="36"/>

Section 5


Use these signs < or > to make these statements true.

19 13 15 17

24 22

Section 6


Write a maths statement for this picture.



$$\boxed{6} + \boxed{3} = \boxed{9}$$

Section 7

I have 6 toy cars.
2 cars are yellow.
The rest are green.
How many cars are green?



Section 8

How much money is here?



$$\boxed{12p}$$

Year 2 Maths Activity Mat: Autumn 1

1

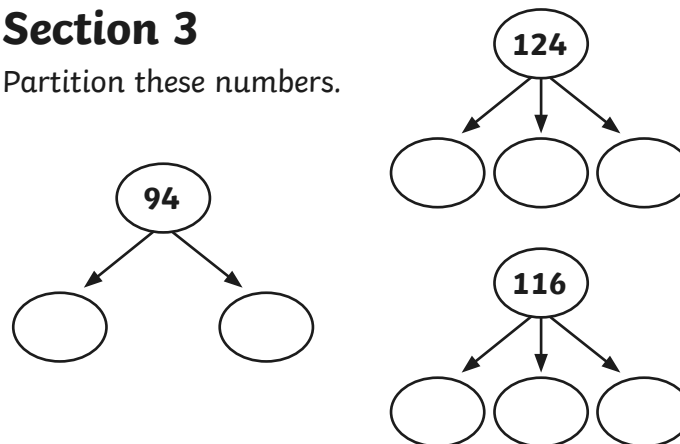
Section 1

Draw a line to match up the numbers and the words.

29	one hundred and five
49	eleven
11	twenty-nine
105	forty-nine


Section 3

Partition these numbers.



Section 6

Write a maths statement for this picture.



Section 2

Fill in the missing numbers.

	ten		ones
66 =	<input type="text"/>	+	<input type="text"/>
58 =	<input type="text"/>	+	<input type="text"/>
83 =	<input type="text"/>	+	<input type="text"/>
97 =	<input type="text"/>	+	<input type="text"/>

Section 4

Order the numbers from smallest to largest.

88	83	102	71
<input type="text"/>	<input type="text"/>	<input type="text"/>	<input type="text"/>

Section 7

I have 13 stones.

6 are purple.

The rest are blue.

How many are blue?

Section 8

How much money is here?



Section 1

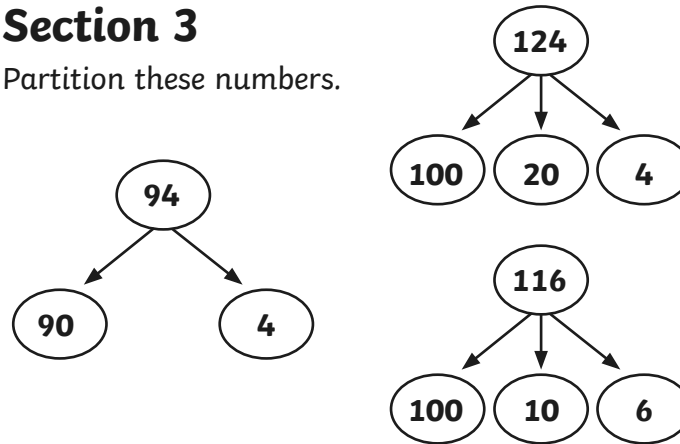
Draw a line to match up the numbers and the words.

29	one hundred and five
49	eleven
11	twenty-nine
105	forty-nine

(Note: Lines connect 29 to twenty-nine, 49 to forty-nine, 11 to eleven, and 105 to one hundred and five.)

Section 3

Partition these numbers.



Section 6

Write a maths statement for this picture.



$$\boxed{2} + \boxed{3} + \boxed{2} = \boxed{7}$$

Section 2

Fill in the missing numbers.

	ten		ones
66 =	<input type="text" value="6"/>	+	<input type="text" value="6"/>
58 =	<input type="text" value="5"/>	+	<input type="text" value="8"/>
83 =	<input type="text" value="8"/>	+	<input type="text" value="3"/>
97 =	<input type="text" value="9"/>	+	<input type="text" value="7"/>

Section 4

Order the numbers from smallest to largest.

88 83 102 71

71	83	88	102
----	----	----	-----

Section 7

I have 13 stones.

6 are purple.

The rest are blue.

How many are blue?

Section 5

Use these signs < or > to make these statements true.

82 83 77 76 41 14

Section 8

How much money is here?

